

LACS Basics & Beyond SIG

Internet – email – Beginners

➤ Group Emailing with Gmail

- Send an email to multiple recipients

➤ Browsing inside the Human Body



➤ Break, then 2nd Hour

- Beginner / Novice Q & A, Tips
- Meeting End Topics

10-12-2015

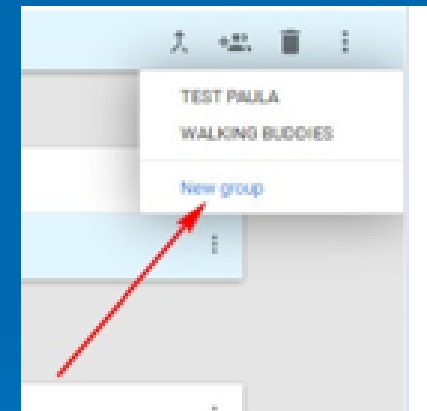
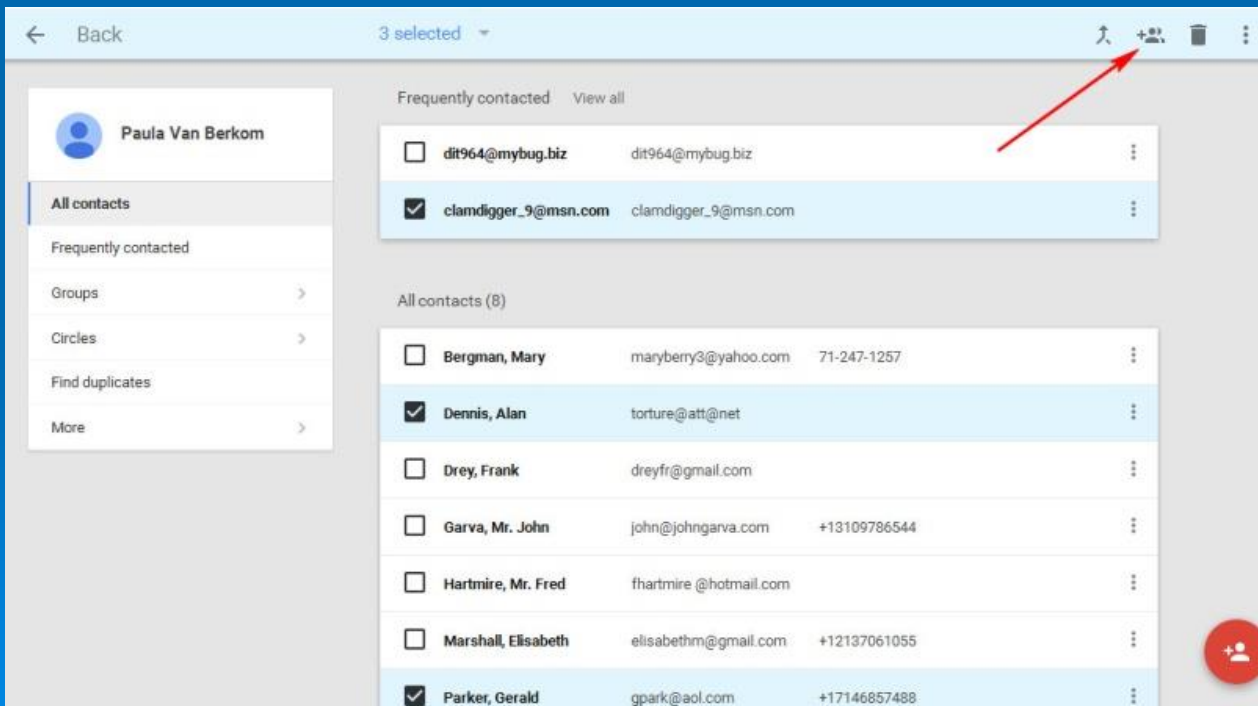
Paula Van Berkom (Email)

Kim Stocksdale (Human Body)


Group Emails with Gmail

➤ To Create a new contact group:

- 1. Click Gmail at the top-left corner of your Gmail page, then choose Contacts.
- 2. Select contacts that you want to add to a group, click the Groups button (Left image), then New Group in drop down menu (Right Image).
- 3. Enter the name of the group.
- 4. Click OK.

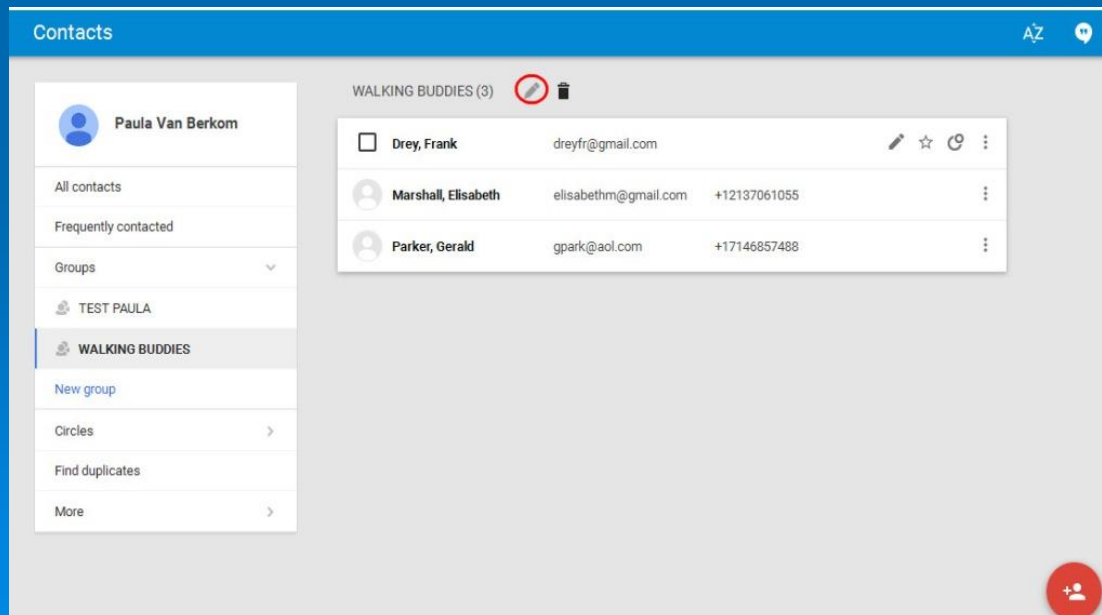


Group Emails with Gmail

- **To add contacts to a contact group:**
 - 1. Select the contact(s) in the Contacts list.
 - 2. Click the Groups button.  on top right.
 - 3. Select the group you'd like to add the contact(s) to.
 - 4. A contact can be in more than one group.
 - 5. Do the same to delete a contact and deselect the checkbox next to the group.

Group Emails with Gmail

- To edit the contact group name:
 - 1. Click Gmail at the top-left corner of your Gmail page, then choose Contacts.
 - 2. Select the group you'd like to edit along the left side of the page.
 - 3. Click on the pencil to Rename group or the trashcan to Delete the group.
 - 4. Enter the new name and click OK.
 - This will delete the group but not the actual contacts themselves. Those will remain in your Contacts list.



Group Emails with Gmail

- **Send email to a contact group:**
- **(From the Compose Window)**
 - 1. Click Compose.
 - 2. Leave the TO” field blank. It will show up at receiver’s end as: “undisclosed recipients”
 - 3. Click on BCC: (or Ctl/Shift/B) , enter the first few letters of the name of the contact group to which you'd like to send the message.
 - 4. All contacts will show up. Click on “x” to delete one contact if you do not wish it to receive the email.
 - 5. Compose your message.
 - 6. When people are replying they will only reply to you. They do not see the other ones.

Body Browsing

BodyMaps



Start here



demo

Mouse over body areas to learn more



demo

Look inside different layers of the body



demo

Rotate to get a full 360 degree view



BODY MENU



Search by body keyword



Female

Male



➤ www.healthline.com/human-body-maps

Body Browsing



Anatomy

Head

Brain

Eye

Ear

Sinus

Throat

Chest

Heart

Lung

Abdomen

Liver

Stomach

Kidney

Arm

Shoulder

Elbow

Hand

Pelvis

Reproductive

Bladder

Spine

Neck

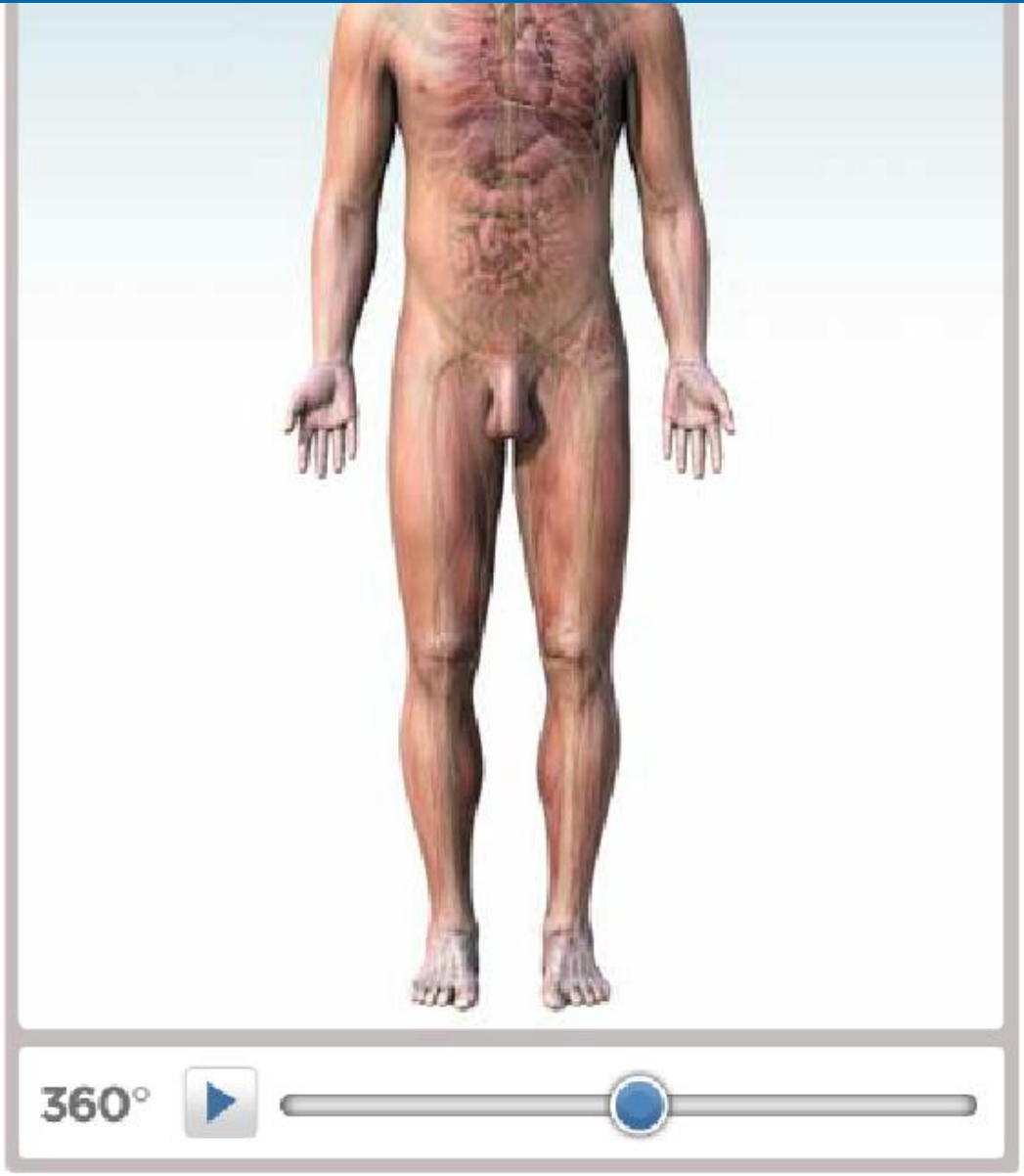
Upper Back

Lower Back

Leg

Knee

Foot



Body Browsing

Skin
Muscular
Digestive
Respiratory
Circulatory
Reproductive
Skeletal
Nervous

