

February 2018



User Friendly

IN THIS ISSUE

From Your Editor	2
General Meeting Report	3
Los Angeles Westside Genealogy Society	4
Smart TVs, Part 2	5
LACS Notices	6
Calendar	7
Members Helping Members	8
Officers, Directors & Leaders	9
Windows 10 Corner	10
Why Does Word Tell Me A Document Has Changed When It Hasn't?	12
The Case of the Random Keystroke Repeats	13
Cash Flow	14
Special Offers	14
Laughing Out Loud	14
Membership Information	15
Map and Directions	16

Ctrl-Click on this icon
to see our Meetup Page.



Ctrl-Click on this icon
to follow us on
Twitter.



Member of
An International
Association of Technology
& Computer User Groups

www.apcug2.org
www.facebook.com/APCUG
www.twitter.com/apcug
www.youtube.com/apcugvide

FEBRUARY 13 GENERAL MEETING

Windows 10 Creator, Hands-on Demo

Speaker: **Bill James**

Computer Club of Oklahoma City, APCUG Speaker



In October 2017, Microsoft introduced the fourth major update of Windows 10, the Fall Creators Update. What has changed? It includes fun, new ways to get creative using photos, videos, and 3D effects. It also provides enhancements in gaming, security, accessibility, and new experiences using Windows Mixed Reality. Windows Defender defends better with cloud intelligence protecting against ransomware and exploits. Mr. James will demonstrate and discuss these changes and more. He is an expert on Windows updates because he is a long-time member of Microsoft's Insider Program. Those in the program are some of the first to experience the new ideas and concepts Microsoft is building. In return, MS wants to know what program members think, which helps guide Microsoft when introducing new builds.

Meet Our Presenter

Bill first joined the PC User's Group now known as the *Computer Club of Oklahoma City* in 1992 to learn more about his computer. He joined its Board of Directors, was President and is now Vice President. He often gives presentations on new software to his club and other PC User Groups. Bill has served on the APCUG Board of Directors. He is also an active member of Toastmasters. He retired from the Federal Aviation Administration where he worked as a Supply Systems Analyst.

Tuesday, February 13, 2018, 7:30 - 9:00 PM
Westchester United Methodist Church, Fellowship Hall
8065 Emerson Ave., Westchester, L.A. 90045
 An informal Computer Q & A Roundtable meets from
6:30 to 7:20 to answer individual questions.
 Refreshments and socializing at **7:00**
 More info: www.lacspc.org
 or at 310-398-0366
 All are welcome.



FROM YOUR EDITOR**Membership Roster**

The 2018 roster for members only is in the center of this issue. Please remove it and keep it handy. It will be mailed to those who only receive the online version of User Friendly.

Car Pool Coordinator

Freda Sanders has graciously agreed to be our car-pool coordinator.

Freda is a mother of two teens, and she is a real estate broker associate. She enjoys watching animal rescue videos and home improvement shows.



Please contact her at fredasanders@yahoo.com or (323)230-3278 if you would like a ride to the General Meetings, or if you can provide a ride. Give her your

- Name:
- Best Contact Phone Number:
- Do you have any special needs?
- Rider: Would you like a ride from home address or alternate address? Do you have any special needs?
- Driver: How many passengers are you willing to transport? Do you have room for a walker, etc.?

*Freda Sanders, BRE# 01939072 C:
"Helping you with your real estate needs,
Tell a friend."*

<http://fredasanders.kwrealty.com>

Secretary Needed

The LACS board is in desperate need of a secretary for 2018. The secretary records and keeps the minutes of the board meetings on the first Monday of each month. Board members will help you and answer any questions.

User Friendly Index

It was brought to my attention that some of our members don't know that I publish an index biannually. It may be useful if you want to refer back to something you read in the past, but don't remember when. Access it at <https://www.lacspc.org/category/uf-index/>

Special Interest Groups (SIGs)

Please note, there will be no SIG meetings in February unless some interest is shown. Contact a board member if you have any ideas or if you want SIGs to return. See box on page 7.

**APCUG Winter Virtual
Technology Conference
Saturday, February 10, 2018****TRACK 1**

- 10:00 AM: Social Networking: How to Navigate Facebook, Twitter, LinkedIn, and Instagram
- 11:00 AM: Protect Your Important Tech Stuff
- 12:00 Noon: 2 Factor Authentication (2FA)

TRACK 2

- 10:00 AM: Digital Terrorism and Hate on the Internet
- 11:00 AM: Google apps at home and on the go
- 12:00 Noon: Becoming Your Own Computer Expert

Go to <https://apcug2.org> for details about the speakers and content of these presentations, and how to register and enter the Zoom platform. It's free and easy!

Previous VTC presentations are also available on the website.

GENERAL MEETING REPORT

January 9, 2018

By **Leah Clark**, LACS Editor

Speaker: **Dr. Ronald Brown**

Google Photos

Dr. Ron Brown started by showing pictures of photography pioneers. Frederick Scott Archer (1813-1857) invented the photographic collodion process which preceded the modern gelatin emulsion. George Eastman (1854-1932) founded the Eastman Kodak Company. Steve Sasson invented the digital camera in 1975. Ron showed pictures of early cameras to modern smartphones.

The family album and shoeboxes were the standard way to store photos. Today we have our photos on CDs/DVDs, thumb drives, and in the Cloud. CDs may not last over 20 years. We may want to move our pictures to different media.

Google Photos (www.photos.google.com) is a FREE service to organize and store your photos. It is a “shoebox” for your pictures, keeping them all in chronological order. It helps people who take a lot of photos and videos, don’t enjoy managing them, but want to share them. It works on all devices and platforms - tablets, smartphones, PCs, and laptops.

All photos are stored in your Google account, with slight compression. RAW images and uncompressed photos can be uploaded to Google Photos, but they will fill up your space quickly. You can pay for extra storage.

Google Photos enables you to create albums, share and edit photos, and search your photos for people, places and things. For example, just search for “dog” to find all the images of your pup. It gives you free storage and automatic organization for all your memories.

Google Photos comes in PC (web-based) and App versions. The app version works best. It’s linked to your Google account and is preinstalled on all new Android phones. iOS users can download it from the iTunes store; Android users from Play Store; and Windows users from their Gmail account.

Google Photos enables you to make more room on your smartphone. Safely backed up pictures can be removed from your device with just a tap. Photos can be pooled with family and friends, using shared albums.

Snapseed

Google’s Snapseed is an excellent photo-editing tool. .Nik originally launched Snapseed on the iPad and iPhone in 2011. On February 27, 2012, Snapseed was announced for Microsoft Windows. In December 2012 it was released for Android. On April 9, 2015, .Nik released Snapseed 2.0 for iOS and Android.

Cell phone data can be backed up via iCloud, DropBox, Verizon, and Google Photos. When you install Google Photos, you only need one backup app running. It will cost you a lot of space if all are backing up the same photos. No one can see your Google photos unless you want to share them, and you can choose what to share.

You can invite other people to add their pictures to your albums. Pictures will stay in chronological order unless you change it. Pictures are in your Google account unless you remove them.

Photoscan by Google

Photoscan is a scanner app from Google Photos that lets you scan and save printed photos using your phone’s camera. It will send it up to Google Photos.

Google Photos Book

Create beautifully printed photo books from your pictures. Google Photos can find pictures of people, places and things. You do have to label your photos. Its Artificial Intelligence (AI) can find a person as an infant to old age. Put your photos in an album (ex. My trip to Alberta), and Google Photos will make a book for you. You can also download pictures to an electronic photo frame.

Google Lens

Google Lens will be coming shortly. It's a powerful AI driven search app. Ex. It can identify a building, and it will add links to pictures.

The *Geeks on Tour*, Chris and Jim Guld, have a Google photos book available on their website at www.geeksontour.com. They have many tutorial videos on YouTube.

You can see the slides from this excellent presentation at https://apcug2.org/wp-content/uploads/2017/09/Google_Photos_Ron_Brown_APCUG_VTC-11-4-17.pdf ❖



From Top:

- Greeter's Table
- Pre-meeting Refreshments
- Start of Meeting
- Dr. Ron Brown on Skype

Los Angeles Westside Genealogy Society

By Leah Clark, LACS Editor

If you are interested in genealogy, want to learn more, or can help others to use the internet in genealogy research, you may want to join the Los Angeles Westside Genealogy Society (LAWGS). I believe both LACS and LAWGS could benefit a lot by working together.

LAWGS was founded for the purpose of supporting and promoting genealogical activity in the Westside of Los Angeles.

Meetings are held on the 3rd Tuesday of every other month, starting in January, at 7:00 pm, at the Los Angeles Family Search Library (formerly the Los Angeles Family History Library) at the LDS Temple, www.lafsl.org, 10741 Santa Monica Blvd., West Los Angeles, CA 90025, 310-474-9990.

Each general meeting follows this format:

- 7:00 – 7:15 pm, Pre-meeting activities
- 7:15 – 7:30, Brief business meeting, announcements, surprise drawing
- 7:30 – 9:00, Scheduled program (usually a speaker)

LAWGS welcomes anyone who is interested in discovering their genealogy and in meeting people with similar interests. All levels of genealogical skills from beginners through advanced are welcome. Current members are eager to help new members.

Annual membership dues are \$20 per individual, or \$25 for a family

For more information about LAWGS, see their website at www.lawgs.net, or contact Tom Lane at tomransomlaneatgmail.com

Guests are welcome at the meetings. ❖

SMART TVs, PART 2

By **Dan Douglas**, President
Space Coast PCUG, Florida
Space Coast PC Journal, December 2017
<http://www.scpcug.com/>
datadan (at) msn.com

Last month I discussed the differences in TVs since HD and UHD TVs came on the market. The focus was on the video improvements. This month I will review the just as important key improvements in audio capabilities since the days of VCRs.

If you can remember back to the days of VCRs (Video Cassette Recorders for the youngsters in the crowd), you will likely be familiar with stereo (2 channels – Left & Right) and mono (single audio channel) as the main types of audio that were available to the average consumer. Early VCRs featured mono sound capabilities which matched the sound capabilities of broadcast TV. Subsequent improvements added the stereo ability which was added to deluxe TVs and network shows. As more and more movies became available to rent or buy on videocassette, stereo soundtracks became standard. Especially once Saturday Night Fever came out! Dolby Surround Sound was used to present a true 360-degree audio experience by adding rear channels in addition to the front left, right and now center sound channels. A new channel was added for those with a matching amplifier to also produce a dedicated low-frequency subwoofer speaker. The designation '5.1' refers to the front left, front center, front right, rear left and rear right channels and the '.1' refers to a single low-frequency output. When the movie *Batman Returns!* came out in 1992, it was the first movie to use Dolby Digital Surround sound, but it took the advent of

the DVD before this sound capability became easily accessible in the home.

Once DVDs came out in 1995 for the consumer market, the next advancements in audio took place. Because DVDs could store an incredible amount of data compared to the limited tape restrictions of the video cassette, there was room for additional audio information. Audio information was now recorded digitally instead of the old analog system. This meant higher and wider frequency ranges could be reproduced in your home for a minimal audio equipment investment, thereby closely duplicating the superior sound systems found in the movie theater. Also competing with Dolby Digital Surround was DTS (Digital Theater System) which was first incorporated in 1993 in the movie *Jurassic Park*.

Jumping forward from DVD to Blu-Ray technology, Dolby TrueHD and DTS-HD sound decoding were added which represented exceptional sound capabilities to match the video picture improvements of HDTV. In 2012 Dolby Atmos was introduced which added height channels to 5.1 surround which now became 5.1.4 where '.4' refers to up to 4 height or ceiling channels speakers. If a helicopter flew overhead in a movie now, the audience does feel like a helicopter is overhead.

To carry all of this high definition video and audio information requires high speed rated HDMI cables and an amplifier/receiver capable of passing the signals along. To prevent the illegal duplication and copying of high definition material, a protection scheme called HDCP (High Definition Content Protection) was implemented across all devices that have high definition connections. HDCP 2.2 is the latest iteration of this standard, and it ensures that all devices allow the higher bandwidths required by UHD and

(Continued on Page 10)

LACS NOTICES

WELCOME ALL

George Wolkon

Database Manager, LACS

New Members (1)

Hedy Zhang

Renewals (9)

Milton Ash

Julie Klocki

Sylvia Davis

Monique Marie

Melvin Gaines

Stavros Olympios

J. Garellana


Dorothy Redmond

James Somerville



FIX YOUR PC FOR FREE?

Jim McKnight has an open offer to all LACS members to diagnose, repair, disinfect, or upgrade members' PC's for free.



There are certain limitations to Jim's offer, so see the details by clicking the "Fix my PC for Free?" link at www.jimopi.net.

Non-members can wisely invest in a one-year Regular LACS membership (\$40.00), and Jim will fix your PC problem, too.

HOW TO CHANGE YOUR CONTACT INFORMATION

Go to www.lacspc.org. Click on **Member Forms** in the bar under the picture. Under **Membership Update**, select **Click Here** for either the DOC or PDF form. Fill it out and bring it to a meeting or mail it. Or email your changes to membership@lacspc.org.

LACS HAS JOINED MEETUP

Our Meetup group is called:
"Los Angeles Computer Society and Technology Meetup."

Please join - it's free. If others see that a lot of people are interested, they will be encouraged to join LACS. We hope this will result in new members.

Go to <http://www.meetup.com/Los-Angeles-Computer-Society-and-Technology-Meetup/>

and click on **"Join Us."** Also, **RSVP** for our general meetings.

We need someone to contact those who have expressed an interest, but have not come to a meeting.

LACS IS ON TWITTER

On **Twitter**, follow us at:

https://twitter.com/LA_CompSoc

The LACS board voted to discontinue the **Facebook** page for now.

GENERAL MEETING PRESENTATIONS

February 13 Windows 10 Updates

March 13 Voice-Operated Assistants

April 10 Digital Camouflage Using Virtual Private Networks (VPN)

Note: This schedule is subject to change. Check your email, *User Friendly*, and our website for updates.

PODCASTS

Listen to the podcasts of our general meetings. Go to <http://www.lacspc.org/category/audio-files/>. Click on the session you want to hear.

GENERAL MEETING SNACK SCHEDULE

By **Sylvia Q. Davis**, Hospitality Chair

Refreshments and socializing will be at **7:00**, with the meeting starting at **7:30**. Please bring refreshments at **7:00**.

February 13 A through D

March 13 E through I

April 10 J through N

May 8 O through S

June 12 T through Z






Bring **finger-food** treats

such as fresh fruit, veggies, nuts, cookies, cold drinks and the like. LACS provides hot drinks.

See your email for updates and reminders.

Please pick up your leftovers and serving pieces at the end of the meeting.

FEBRUARY 2018

Sunday	Monday	Tuesday	Wednesday	Thursday	Friday	Saturday
				1	2 	3
4	5 Board Meeting 7:00 PM	6	7	8	9	10
11	12	13 General Meeting 7:30 PM	14 	15	16 Chinese Year of the Dog	17
18	19 	20	21	22	23	24
25	26	27	28			

No SIG meetings are currently scheduled for February. See box below.

This Calendar may change.

Check your e-mail or with the SIG leader before attending a meeting.

General Meeting: Fellowship Hall on the 2nd Tuesday of the month at 7:30 PM.

Most SIGs will meet at the Santa Monica College Bundy Campus, in room 236.

The **Daytime SIG** meets at the Felicia Mahood Senior Center.

The **Board** may meet at Charlotte Semple's home or at Santa Monica College. Members in good standing are welcome to attend.

SPECIAL INTEREST GROUPS (SIG's)

The Daytime and the Basics & Beyond SIGs may resume **IF** there is enough interest. Please contact the leaders to make your wishes known, or to offer ideas or help. New SIGs can be created if there is sufficient interest and leadership.

Basics & Beyond SIG Paula Van Berkom 310-398-6734 2nd Mon. 7 PM SMC, Bundy Campus

Daytime SIG Jim McKnight 310-823-7829 4th Tues. 1 PM Felicia Mahood Center

ADDRESSES

Felicia Mahood Senior Center, 11338 Santa Monica Blvd., West LA 90025 (at Corinth)

Fellowship Hall, Westchester United Methodist Church

8065 Emerson Ave., Westchester 90045

Charlotte Semple, 3474 Beethoven St. LA 90066

Santa Monica College Bundy Campus, 3171 S. Bundy Drive, LA 90066.

Go west on College Dr. (1 block South of Airport Avenue, 2 blocks North of Rose.) Drive to the back to park in the lot behind the building. Our room number may change each semester. Look for it on a sign opposite the elevator on the first floor.

MEMBERS HELPING MEMBERS

LACS members volunteer to help other members solve hardware and software problems by telephone during the hours listed below. Select the topic from the list and then call a person whose number is listed next to it. Or you may use a Helper's e-mail address, found in your LACS Roster. We hope that you find this free service useful. **If you are experienced using a particular program or topic, please volunteer to be a consultant. You don't have to be an expert.** To volunteer for this list or to make corrections, please e-mail or call Leah Clark at Leahjc (at) sbcglobal.net or at 310-677-2792. More Quick Consultants, and more categories are always needed. You may decline or postpone a call if it comes at an inconvenient time.

Adobe Creative Suite: PDF, InDesign, PhotoShop, etc. - 17	LACS Mail List - 6	Photoshop - 17
Android Smartphones - 5	Linux - 11	QuickBooks - 18
Apple devices - 15	Lotus Word Pro, Approach - 12	Quicken - 3, 5
Anti Malware - 12	Mozilla Firefox - 12	Thunderbird - 12
Digital Imaging, Editing - 8	MS Excel - 3, 15	Visual Basic - 13
Digital Photography - 8	MS Word - 3, 4, 10	Websites - 13
Dragon Naturally Speaking - 4	MS Outlook - 5, 15, 17	Windows 7 - 16
Genealogy - 5, 7	MS PowerPoint - 15	Windows - 5, 12
Hardware - 12	MS Publisher - 7	WordPerfect - 5

No.	Name	Preferred Phone for Calls	From	To
3	Wilder, Joan	310-472-8445	9:00 AM	9:00 PM
4	Hershman, Irv	310-397-9453	11:00 AM	11:00 PM
5	Nordlinger, Stephanie	323-299-3244	10:00 AM	7:00 PM
6	Springer, Karl	424-646-3410	10:00 AM	10:00 PM
7	Clark, Leah	310-677-2792	7:00 AM	5:00 PM
8	Silverstein, Elliott	310-670-1544	10:00 AM	10:00 PM
10	Beckman, Loling	310-471-7893	10:00 AM	6:00 PM
11	Hughes, Bill	424-259-1818	Any	Any
12	McKnight, Jim	310-823-7829	8:00 AM	7:00 PM
13	Ialongo, Gilbert	310-641-7906	9:00 AM	5:00 PM
15	Van Berkomp, Paula	310-398-6734	9:00 AM	5:00 PM
16	Johnson, Carol	310-372-8535	10:00 AM	9:00 PM
17	Rozek, E. J.	310-823-3811	Noon	8:00 PM
18	Semple, Charlotte	310-398-5052 M-F	9:00 AM	5:00 PM

OFFICERS, DIRECTORS AND LEADERS

Title	Name	Term	Telephone
President	Stanley Johnson	2018	424-216-6984
Past President	Maurice Stephenson	2018	310-625-0450
Vice President	Stephanie Nordlinger	2018	323-299-3244
Secretary	VACANT	2018	
Treasurer	Charlotte Semple	2018	310-398-5052
Director	Leah Clark	2018	310-677-2792
Director	Jim McKnight	2018	310-823-7829
Director	E. J. Rozek	2018	310-823-3811
Director	Annette Tossounian	2018	310-559-2847
Director	Paula Van Berkomp	2019	310-398-6734
Director	George Wolkon	2019	310-459-2671
Car Pool Coordinator	Freda Sanders		323-230-3278
Change of Address	Karl Springer		424-646-3410
" "	George Wolkon		310-459-2671
Corporate Counsel	Stephanie Nordlinger		323-299-3244
CCSC Computer Lab	Loling Beckman		310-471-7893
Hospitality Chair	Sylvia Davis		213-924-4927
Asst. Hospitality Chair	Freda Sanders		323-230-3278
Membership Database	George Wolkon		310-459-2671
Newsletter Editor	Leah Clark		310-677-2792
Program Chair	Stephanie Nordlinger		323-299-3244
" "	Stanley Johnson		424-216-6984
Publicity Chair	Annette Tossounian		310-559-2847
Publicity - Press	Mark Presky		310-398-0366
Quick Consultants	Leah Clark		310-677-2792
Webmaster	Paula Van Berkomp		310-398-6734
Welcome Chair	Irene Mussack		310-672-3077
Asst. Welcome Chair	Linda La Roche		310-645-4546

Website www.lacspc.org**Voice Mail** 1-310-398-0366**E-mail** ContactUs (at) lacspc.org**Newsletter Editor** Leahjc (at) sbcglobal.net**Webmaster** sitemaster (at) lacspc.org**Change of Address** membership (at) lacspc.org

The **ContactUs (at) lacspc.org** address goes to our **president** and **vice-president**.

If the message is for another board member, they will forward it to the correct person.

To contact other officers, directors, leaders or members directly, members may use our roster for phone numbers and e-mail addresses.

Smart TVs

(Continued from Page 5)

associated audio signals. There is a standard concerning HDMI cable interfaces, the latest of which is HDMI 2.1. There are 19 wires/pins in an HDMI connector, and these wires carry all video and audio information, unlike in the analog era where video cables and audio cables were required and were confusing.

A single HDMI cable can replace multiple video, audio and Ethernet (internet) cables and various types of connectors. The latest specification covers the basics of video and audio transmission as well as providing Ethernet connections, 3D processing, and ARC (Audio Return Channel) processing. ARC is used to pass the audio signal from your HDTV/UHDTV to an amplifier/receiver or sound bar. This becomes critical when the TV is 'smart' and incorporates many sources within the TV through its smart apps that need the audio sent out.

Please feel free to ask me any questions on this or any other related subject, and I'll answer you the best that I can.
datadan (at) msn.com ❖

Windows 10 Corner

By Rosita Herrick

Sarasota Technology User Group, FL
Hrosita (at) aol.com

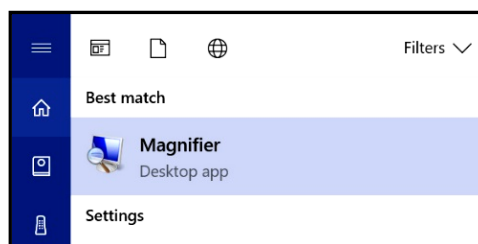
Frequently, when I am teaching or when I prepare one of the *Windows 10 Corner* articles, I use a few apps that are distributed with the operating system and are available to any user. At that time I am always asked how to start these apps. In this last article for 2017, I decided to describe these apps, in addition to some keyboard shortcut keys and right click options that enable me to navigate the operating system faster and easier.

One of the apps I use quite frequently is the **Magnifier app**.

To start the Magnifier just enter the name in the Cortana search box.



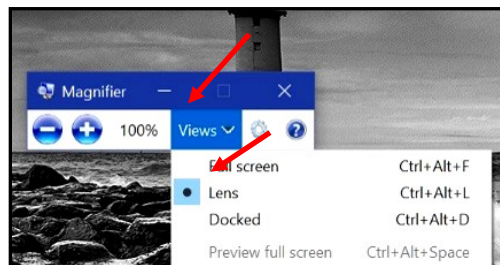
At the top of the display, a link shows up, and by clicking on it, the app is started.



Another option is to quickly open the Magnifier by using the keyboard shortcut **Windows key with the plus sign (+)** to zoom in and **Windows key with minus sign (-)** to zoom out. Use **Windows key and Esc** to exit the magnifier. You can use the Magnifier knowing just these three shortcuts, but there are actually a few more options.

When the magnifier starts, a small box is being displayed where you can change some options. One problem is that sometimes it disappears before you can select additional options. If that happens, close the magnifier by pressing the Windows key and the Escape key and restart it.

Clicking on the View caret displays the magnification option.



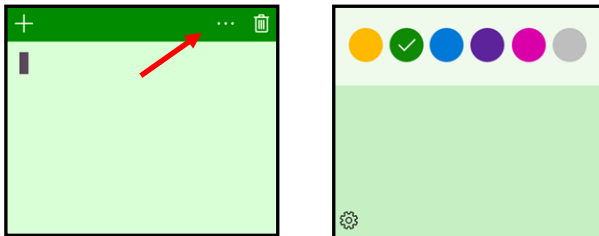
I usually keep the Lens option selected so that I can move the area magnified with the mouse.

The next app I use is the **Sticky Notes**.

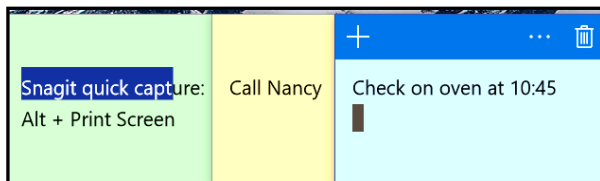
I believe most of us have used a sticky note to remind us of something we need to do, something to buy or just a something like a specific keyboard shortcut and/or to call a friend.

Again, to start Sticky Notes just type the name of the app in the search box. And then click on the displayed link.

Once Sticky notes has started, a blank square shows on the screen. There are very few option to this simple app.

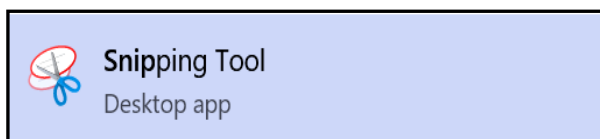


Clicking on the 3 dots displays the option to change the color of the note. As you can see in the first insert, there is a cursor. You can type there any comment you want. The sticky note stays on your desk until you click on the trash icon to delete it. Also, clicking on the + sign will display another note. The notes can be stacked next to each other either vertically or horizontally.

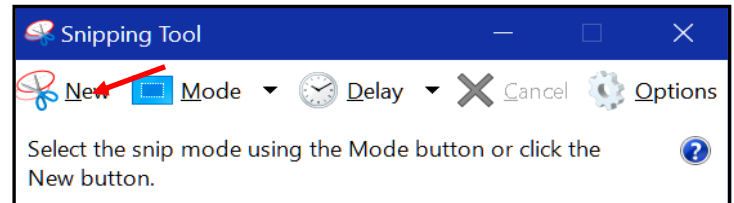


Last but not least is the **Snipping Tool**.

Again, enter "Snipping Tool" in the search box. The link displayed looks like this:



And the starting window looks like this:

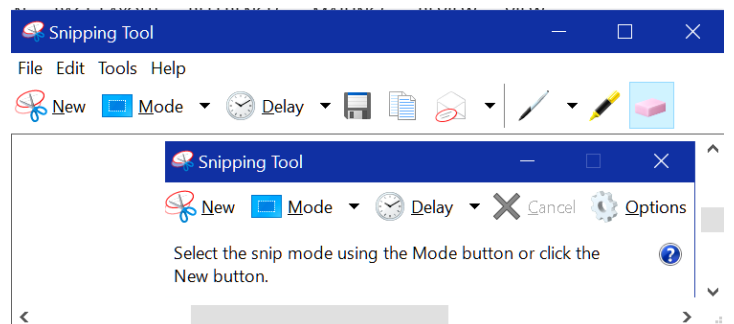


The Snip Mode can be Free-form, rectangular (shown as a square), Windows snip or Full-screen snip.

Clicking on the **Options** icon shows different ways the snipped area can be treated and for touch screens, there is a box where the user can select the color of the snip border.

To start the snip, click on the **New** icon. The screen will become less sharp and a cross will appear where the mouse cursor was, and the user can just frame the area to extract.

Here is the result of snipping the tool's display:



Check the File, Edit, Tools and Help tabs to work with this app.

By the way, you can make notes on the snip by using the pen or highlighter icon, and if you don't like the result, you can erase it by using the eraser.

By the way, here are the YouTube URLs for these three apps:

Snipping Tool:

<https://www.youtube.com/watch?v=jRu2exEPFiI>

Magnifier:

<https://www.youtube.com/watch?v=GFNPye9urw>

Sticky Notes:

<https://www.youtube.com/watch?v=yvNsNh1QXbg>

Now to the Keyboard Shortcut Keys:

A right click on the Windows icon in the lower left corner of the status bar will bring up a list of links to system options such as starting the Task Manager, Command prompt, Shutdown or Sign up.

- **Win + E** will start the File Explorer.
- **Win + P** will display project options.
- **Win + D** will display the Desktop without closing active apps.
- **Win + L** will display the logon screen. I use this one when I have to leave the computer in a common area.

I hope these writings make your use of Windows 10 more enjoyable. ❖

WHY DOES WORD TELL ME A DOCUMENT HAS CHANGED WHEN IT HASN'T?

By **Leo Notenboom**

"The Best of Ask Leo" - December 4, 2017

<https://askleo.com>

It's sometimes hard to tell why Word thinks a document has changed even though you haven't done anything. We'll provide a few clues.

Microsoft Word asks if you want to save changes if you try to close or exit with a document open that Word thinks has changed.

Chances Word is correct, and it has changed. Even if all you did was look.

The most common cause happens when you have received a document from someone else, and you have "background

repagination" set. If your printer is slightly different than the printer the originator used, then the first time you look at a document it will be reformat- ted to fit your printer, resulting in what Word considers a change.

Another common cause is something called "fields," which are in essence calculated results. For example, you can insert a field into your document that includes the last date that the document was saved or printed. The problem arises when fields are recalculated just by looking. Fields including date and time are often culprits, though in complex documents there are several approaches that could result in Word thinking the document has changed. It's difficult to say exactly which because that will vary based on the document in question.

Macros and Add-Ins can also cause Word to think something has changed. Macros can be set to trigger when a document is opened or at other seemingly random times. Add-Ins similarly can make subtle changes that may not affect the document visibly but can cause Word to think it's changed.

The bottom line is that it can often be hard to tell why Word might consider a document to be changed even though you haven't done anything. Hopefully I've provided a few clues. ❖



The Case of the Random Keystroke Repeats

By **Bob Woods**, Under the Computer Hood UG Webmaster

www.uchug.org

webmasters (at) uchug.org

A couple of years ago I decided I needed a new laptop. At the time, Costco was running a sale on a nicely appointed Acer laptop. Since Acer makes a pretty decent product I took the plunge and bought one. Overall, it has been an excellent choice with one exception, the keyboard. The keyboard has a nice feel to it and is well made, but has a problem with randomly repeating keystrokes. This problem was present in the as-shipped Windows 8 and followed through with the Windows 10 update. Resetting keystroke repeat rates and doing a BIOS update did not alleviate the issue. The problem was more annoying than anything, but one day I decided to try to fix the problem once and for all. I tried searching the Acer support site and saw others with the same model as I have and other models as well. In most cases the owners were asked to return the units for keyboard replacement under warranty. In most cases, the problem was not resolved by the keyboard replacement. Seeing as this did not help, I decided to not go through the repair hassle with so little track record of success. So, onto a Google search of the issue.

Doing a Google search revealed that the issue of randomly repeating keystrokes was experienced by owners of many other brands and models. Very rarely did keyboard replacement or resetting keyboard repeat rates help. After digging around a while and trying various recommendations that did not work, I came across an article in the HP Support Forum that sounded

feasible. The link to the page is

<http://hp.care/2uauUco>.

Basically, the problem is some keyboards have more key bounce than others. With the short key travel on laptop keyboards, the key bounce allowed the keys to register as a double key stroke inadvertently. Resetting the keyboard repeat rate will not resolve key bounce. The article describes how to use the Ease of Use settings in the Control Panel to turn on a key filter for Windows 7 or 8. On Windows 10:

- Open Control Panel, click on **Ease of Use** and click **Make the keyboard easier to use**.
- Then under **Make it easier to type**, click the check box **Turn on Filter Keys**.
- Next, follow the rest of the article for Windows 7 - 10 to make a change to a registry key that sets the bounce rate for the keyboard keys to 35 milliseconds.

Wow, that worked like a charm. No more random character repeats while typing. One thing to watch for: all was going splendidly until after a patch one day. I started to get the random keystrokes again. So, I checked the Ease of Use settings and found the patch had unchecked the box for "Turn on Key Filters." Gee, thanks, Bill! Once turned back on, the problem once again resolved itself, and the patch did not change the bounce rate in the registry. Oh, happy typing again!



CASH FLOW

as of December 31, 2017

Charlotte Semple, Treasurer

Total Assets	\$9,288.40
Receipts	
Member Dues	150.00
Total Gross Receipts	\$150.00
Expenses	
Newsletter	169.50
Facilities Rental	60.00
Verizon Wireless	50.08
Meetup Fee	89.94
Holiday Party Entertainment	100.00
General Meeting Supplies	89.28
Total Expenses	\$558.80
Current Total Assets	\$8,879.60

SPECIAL OFFERS

Go to the APCUG website

<https://apcug2.org/discounts-special-offers-for-user-groups/> for discounts and special offers for User Groups Members. Avast Anti-virus and Acronis True Image, as well as several book, media and training sites, offer discounts, including the two mentioned below.

Members can save at the **Pearson Technology** websites: InformIT, Cisco Press, Pearson IT Certification, Que Publishing, Adobe Press, and Peachpit Press.

Code for print books: **ITCOMMUNITY**Code for eBooks: **DIGITALCOMMUNITY**

See the latest books on digital imaging and photography, gaming, animation, film and video, post-production, audio, music technology, broadcast and theatre from [Routledge | Focal Press](#) today! They offer discounts to User Groups.

**NOTICE**

The columns, reviews and other expressions of opinion in *User Friendly* are the opinions of the writers and not necessarily those of the Los Angeles Computer Society. LACS became a California non-profit corporation on July 17, 1991. Its predecessor was the UCLA PC Users Group.

The Editor of *User Friendly* accepts contributions of any suitable length from members. Send articles to Leahjc(at)sbcglobal.net as plain text in an e-mail message or as a Word document by the **20th of the month**.

LAUGHING OUT LOUD**Virus Warning**

Even the most advanced anti-virus programs from McAfee cannot take care of this bug. Norton is no help either.

Virus Symptoms

1. Tricks you into sending blank emails.
2. Results in you sending an email to the wrong person.
3. Causes you to send the email back to the person who sent it to you.
4. Makes you forget to affix the attachment.
5. Triggers your pressing 'SEND' before you've finished.
6. Forces you to hit 'DELETE' instead of 'SEND.'
7. Pressurizes you into clicking 'SEND' when you should click 'DELETE.'
8. Causes you to send the same email twice.
9. Causes you to send the same email twice.
10. Causes you to forget that lacslis doesn't accept attachments
11. Causes you to forget to remove unnecessary names in the 'To' field

This virus only affects those who were born before 1958.

Oh, I nearly forgot, this virus is called the: **C-NILE VIRUS**.

COPYRIGHT © 2018

by the Los Angeles Computer Society, an all-volunteer, tax-exempt [IRC Section 501(c)(3)] nonprofit California corporation. All rights reserved. *User Friendly* is published monthly. Subscriptions are included in membership dues. Reproduction of any material here by any means is expressly prohibited without written permission, except that other nonprofit User Groups may reprint LACS articles in substantially unaltered form if credit is given to the author and this publication and an e-mail is sent to leahjc(at)sbcglobal.net reporting the reprint information (user group and the name and date of the publication.) Product and company names are the trademarks of their respective owners.

MEMBERSHIP INFORMATION

Annual membership Dues:

Regular New and Renewal,	
Printed Newsletter	\$ 40
Electronic Newsletter	30
Family-Associate	12
Students	18
Contributing	50
Supporter	75
Benefactor	100

A subscription to *User Friendly* is included with membership.

Associate members are those who live in the same household or work at the same address as a regular member; they do not receive their own subscriptions to *User Friendly*, but may read it on the LACS website. **Students** must prove full-time status.

In addition to monthly general meetings, members enjoy these special benefits:

- **Monthly Newsletter**
User Friendly. We publish your article submissions or free classified ads to buy or sell your computer items.
- **Get FREE help** by phone from knowledgeable members who are Quick Consultants listed in *User Friendly*.
- **Get help by email** by using our LACSLIST Yahoo Group Mail List. Send your questions by e-mail to lacslis (at) yahoogroups.com
- **Receive important news** and announcements via LACS's Yahoo Group e-mail lists.

-- Occasional product **discounts**, special offers, etc.

-- **Special Interest Groups** (SIGs) on various topics may be created to help you to learn, to share interests, and to solve your computer problems.

-- **Information** on training, swap meets and trade shows.

-- Occasional **Free software and computer books**, if you review them for *User Friendly*.

-- **Rewards** for recruiting; LACS will extend your membership for three months for each new regular member you recruit.

-- **Annual Holiday Party**

-- **Field trips**

-- **Social Interacting** with others who have like interests in computers and technology.

-- **Computer and Virtual Technology Conferences**

LACS New or Renewal Membership Application

Please bring your dues and this form to a meeting or mail them to:

Los Angeles Computer Society, 11664 NATIONAL BLVD. #343, LOS ANGELES CA 90064-3802

☐ **New** ☐ **Renewal** Please PRINT Clearly

☐ With printed newsletter ☐ \$40.00 ☐ Associate \$12.00 ☐ Student - \$18.00

☐ With electronic newsletter, not printed ☐ \$30.00

☐ Contributor ☐ \$50.00 ☐ Supporter \$75.00 ☐ Benefactor \$100.00 ☐ Other \$____

Name: First _____ Last _____

Name of Associate: First _____ Last _____

Address: _____

City, State, Zip + 4 _____

Preferred Phone: _____ ☐ Do not publish in roster

Email: _____ Email of Associate: _____

Did a member of LACS invite you to join? If so, who? If not, how did you hear about LACS?



First Class Mail

Editor..... Leah Clark
 Electronic Editor Karl Springer
 IndexerLeah Clark
 Podcast Transcriber ... Irv Hershman
 Photographer.....Vacant
 Proofreaders Lance Hegamin,
 Jim McKnight, Stephanie Nordlinger,
 E. J. Rozek and Charlotte Semple

FREE!

Earn 3 months of free
 membership for every new regular
 member you bring in.

User Friendly is published by the Los Angeles Computer Society.
 11664 NATIONAL BLVD, #343 LOS ANGELES CA 90064-3802

DIRECTIONS TO GENERAL MEETING

Westchester United Methodist
 Church Fellowship Hall
 8065 Emerson Ave.
 Los Angeles CA 90045

From the North:

Take Sepulveda Blvd.
 SOUTH to W. 80th St. Turn
 WEST/right. Go about one
 mile to Emerson Ave. Turn
 SOUTH/left. Go one long
 block to W. 80th Place. It is
 on the Northwest corner of
 Emerson and W. 80th Place.

From the South, East or West:

Take Manchester Ave. to
 Emerson Ave. Turn NORTH.
 Go about eight blocks to W.
 80th Place. Fellowship Hall is
 on the Northwest corner of
 Emerson and W. 80th Place.
 There is street parking and a
 small parking lot West of the
 church.

